



## ST ANTHONY'S SCHOOL

96 Innamincka Road, Greenmount WA 6056

PO Box 4057 Swan View WA 6056

Phone: 9294 5500 Fax: 9255 1774

Email: [admin@stanthonysgreen.wa.edu.au](mailto:admin@stanthonysgreen.wa.edu.au)

[www.stanthonysgreen.wa.edu.au](http://www.stanthonysgreen.wa.edu.au)

### Getting started

Recommendations before you begin setup of your new iPad.

(For those with an existing iPad, skip ahead to Step 4 Restrictions Passcode Setup)

#### Step 1/

##### iTunes

Download and install the latest version of iTunes for PC via the following link.

<http://www.apple.com/au/itunes/download/>

#### Step 2/

##### Apple ID

Create a new Apple ID via this link. <https://appleid.apple.com>

### Additional Information

How to create an App Store account without a credit card.

<http://support.apple.com/kb/ht2534>

How to find your Apple ID <http://support.apple.com/kb/he34>

Frequently asked questions about Apple ID <http://support.apple.com/kb/he37>

iTunes Store: How to redeem a code <http://support.apple.com/kb/ht1574>

Apple ID Support <http://www.apple.com/support/appleid/>

#### Step 3/

##### Setting up your new iPad

In order for a consistent user experience within the classroom environment, updating to the latest version of IOS 8 is strongly encouraged.

Connect your iPad to a Mac or PC using the syncing/charging cable and the setup process should commence automatically.

The onscreen directions in Setup Assistant will then step you through the setup process, including:

- Connecting to a Wi-Fi network
  - Signing in with or creating a free Apple ID
  - Setting up iCloud
  - Turning on recommended features, such as Location Services and Find My iPad
- During setup, you can copy your apps, settings, and content from another iPad by restoring from an iCloud backup or from iTunes. See Backing up / Restoring iPad in the iPad Users guide.

For detailed instructions, refer to the iPad Users Guide

<http://support.apple.com/manuals/#ipad>



## ST ANTHONY'S SCHOOL

96 Innamincka Road, Greenmount WA 6056

PO Box 4057 Swan View WA 6056

Phone: 9294 5500 Fax: 9255 1774

Email: [admin@stanthonysgreen.wa.edu.au](mailto:admin@stanthonysgreen.wa.edu.au)

[www.stanthonysgreen.wa.edu.au](http://www.stanthonysgreen.wa.edu.au)

### iCloud (recommended)

With iCloud, users can store up to 5.0 GB of data such as media, apps\* and iPad settings (at no cost) on Apple's remote computer servers for simplified wireless backup & restoration.

\*Apps data is not counted as part of the 5.0 GB allocation.

Learn how to set up iCloud [www.apple.com/au/icloud/setup](http://www.apple.com/au/icloud/setup)

### Step 4/

#### Restrictions (Parental Control) / Passcode Setup

You can enable Restrictions, also known as Parental Controls, on an iPad to prevent access to specific features. Learn more about the types of Restrictions that are available, as well as how to enable or disable Restrictions on your device.

#### IMPORTANT NOTE:

The restriction passcode is not the same as the general iPad lock passcode.

Parents will need to keep secret their 4 digit restriction passcode which limits access to Parental Control settings.

From time to time, teachers will require access to Restrictions in order to make necessary changes to particular Apps as the iPad Program progresses. Parents are therefore requested to provide their child's teacher with both the main passcode and the restrictions passcode for safekeeping.

(see form at the end of this document for further instructions)

Locate these settings by tapping Settings > General > Restrictions as follows:





## ST ANTHONY'S SCHOOL

96 Innamincka Road, Greenmount WA 6056

PO Box 4057 Swan View WA 6056

Phone: 9294 5500 Fax: 9255 1774

Email: [admin@stanthonysgreen.wa.edu.au](mailto:admin@stanthonysgreen.wa.edu.au)

[www.stanthonysgreen.wa.edu.au](http://www.stanthonysgreen.wa.edu.au)

### Restrictions (Parental Control) / Passcode Setup – continued

Tap Enable Restrictions and enter a 4 digit passcode (you will then be prompted to enter code a second time). The passcode will be required to make changes to these settings or to disable restrictions.



Understanding Restrictions, you will find detailed information via the following link.

<http://support.apple.com/kb/ht4213>



# ST ANTHONY'S SCHOOL

96 Innamincka Road, Greenmount WA 6056

PO Box 4057 Swan View WA 6056

Phone: 9294 5500 Fax: 9255 1774

Email: [admin@stanthonysgreen.wa.edu.au](mailto:admin@stanthonysgreen.wa.edu.au)

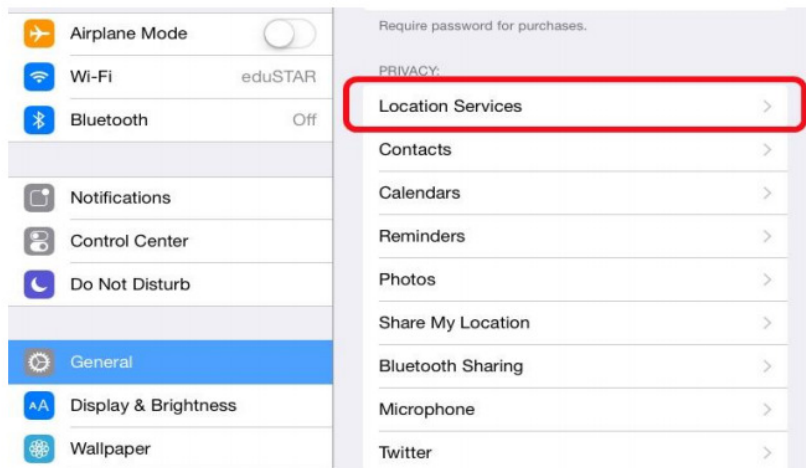
[www.stanthonysgreen.wa.edu.au](http://www.stanthonysgreen.wa.edu.au)

## Step 5/

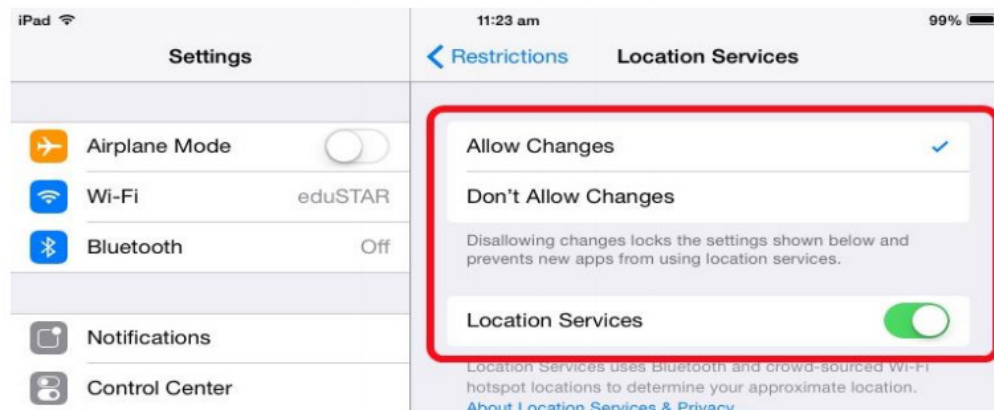
### Enabling Location Services

Location Services is required to be enabled in order for Apps such as Aurasma to function correctly.

Locate these settings by tapping Settings > General > Restrictions > Location Services as follows:

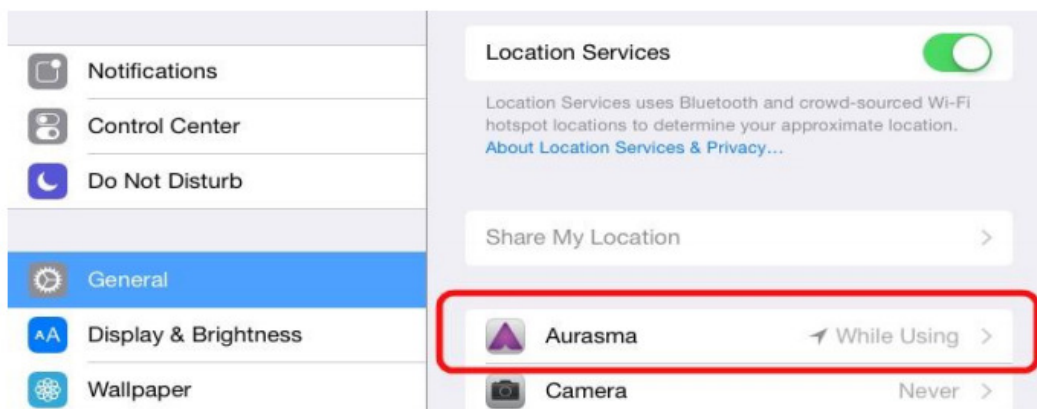


Then enable Location Services as follows:



Enabling

Location Services – continued Note: The Aurasma App should appear as follows – if not, launch Aurasma then check this setting again.





## ST ANTHONY'S SCHOOL

96 Innamincka Road, Greenmount WA 6056

PO Box 4057 Swan View WA 6056

Phone: 9294 5500 Fax: 9255 1774

Email: [admin@stanthonysgreen.wa.edu.au](mailto:admin@stanthonysgreen.wa.edu.au)

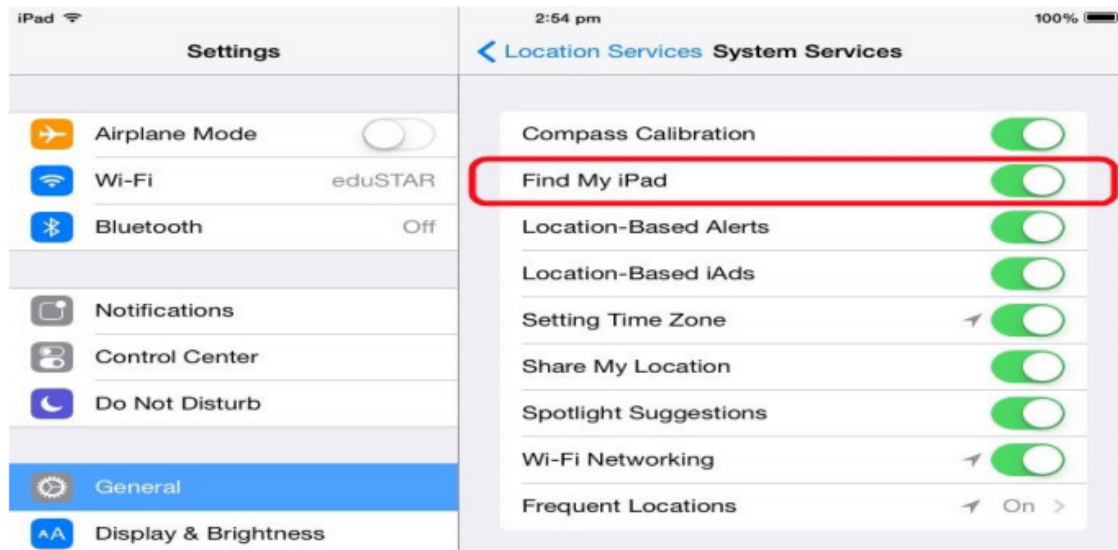
[www.stanthonysgreen.wa.edu.au](http://www.stanthonysgreen.wa.edu.au)

### Step 6/

#### Enabling Find My iPad

It is recommended that you enable the “Find My iPad” feature which may be utilized in the event of loss.

Locate these settings by tapping Settings > General > Restrictions > Location Services > System Services as follows:



**Email Address** – Students will need an email address to activate apps and register for platforms such as Edmodo. Parents should set up the email account and need to keep the password. You may use Hotmail, Gmail, or any other email service.

**Wireless access.** Wireless access at home – this is not essential but to allow the iPad to access the internet a home wireless network is required. This is usually provided by a wireless router. A USB device that provides wireless access to a single computer/laptop will not work with the iPad.

**Personal Apps etc.** Personal apps, games, music etc. can be downloaded onto the iPad – parents have control over this as it requires the use of the Apple ID and password.

**Backing up of data on iPad.** This is a family responsibility through iTunes or iCloud.

#### Learn More

iPad User Guides for all iPad model releases <http://help.apple.com/ipad/7/>

How to update your iPad <http://support.apple.com/kb/HT4623>

iPad setup and troubleshooting assistants <http://www.apple.com/au/support/ipad/>



# ST ANTHONY'S SCHOOL

96 Innamincka Road, Greenmount WA 6056

PO Box 4057 Swan View WA 6056

Phone: 9294 5500 Fax: 9255 1774

Email: [admin@stanthonysgreen.wa.edu.au](mailto:admin@stanthonysgreen.wa.edu.au)

[www.stanthonysgreen.wa.edu.au](http://www.stanthonysgreen.wa.edu.au)

After filling in the following, please place in an envelope and hand to your child's Teacher.

**Student's Name:** .....

**Grade:** .....

**Main Passcode:** \_ \_ \_ \_

**Restrictions Passcode:** \_ \_ \_ \_